

# Advancing Fruit Image Classification with State-of-the-Art Deep Learning Techniques

Yunan Fauzi Wijaya<sup>1)</sup>, Djarot Hindarto<sup>2)\*</sup>

<sup>1,2)</sup>Prodi Informatika, Fakultas Teknologi Komunikasi dan Informatika, Universitas Nasional, Jakarta, Indonesia  
<sup>1)</sup>[yunan.fw@civitas.unas.ac.id](mailto:yunan.fw@civitas.unas.ac.id), <sup>2)</sup>[djarot.hindarto@civitas.unas.ac.id](mailto:djarot.hindarto@civitas.unas.ac.id)

**Submitted** : March 24, 2024 | **Accepted** : April 18, 2024 | **Published** : April 20, 2024

**Abstract:** Fruit image classification technology using deep learning is making significant contributions in the agriculture and food retail sectors, promising to increase efficiency and productivity. However, there is an identified knowledge gap in dealing with the considerable variation in fruit appearance caused by factors such as type, size, color, and lighting conditions, as well as the precise identification of damage or disease. This research focuses on applying the developed Convolutional Neural Network architecture to fill this gap by using it in an extensive and diverse dataset, covering 67,692 image files categorized into 131 fruit classes. The training process showed substantial accuracy improvement, with training accuracy reaching 98.39% and validation accuracy at 90%, while training loss decreased to 0.0430 and validation loss to 0.2991. In the advanced stage of training, the training accuracy peaked at 99.43% in the 59th epoch with a shallow loss of 0.0251. However, the validation loss showed variation, indicating room for improvement in model generalization. The findings provide insight into the potential and challenges of applying Convolutional Neural Network models and fruit image classification with improved fruit sorting accuracy. Contribution to the literature in the field of information technology and agriculture by showing deep learning models can be improved to address the issue of fruit image variability.

**Keywords:** Agricultural Technology; Convolutional Neural Network; Deep Learning; Fruit Image; Image Classifier

## INTRODUCTION

Fruit image classification is one of the critical computer vision and image processing applications, offering substantial benefits to the agriculture and food retail industries. Because they recognize patterns and features in complex image data, deep learning methods have become a significant focus of image classification (Sze et al., 2022) research as technology advances. Convolutional Neural Networks (Hindarto, 2023c) represent deep learning and have shown significant effectiveness in improving the accuracy and efficiency of fruit image classifiers. This not only helps in faster and more accurate identification of fruit types but also supports other practical applications such as quality monitoring, automated sorting, and inventory management. Thus, the application of advanced deep learning techniques in fruit image classification promises significant improvements in agriculture's productivity sustainability and food sectors. This study aims to explore the potential of advanced deep learning techniques, identify challenges, and propose innovative solutions to optimize the fruit image classification (Coulibaly et al., 2022) process.

Deep learning is used to classify fruit images more efficiently and accurately (Hindarto, 2023d); researchers are faced with several specific challenges. One of them is the large variability in fruit appearance caused by factors such as type, size, color, and light conditions during image capture. In addition, the presence of damaged or diseased fruit adds complexity to the classification process. This variability requires the development of deep learning models that are not only sensitive to subtle differences between fruit categories but also able to overcome overfitting and generalization on data that has never been seen before. This problem is significant because the successful classification of fruit images directly impacts the quality and speed of the selection and sortation process in the agriculture and food retail industries (Titi et al., 2023), ultimately affecting productivity and sustainability.

The importance of this problem is also closely related to advances in the field of deep learning (Hindarto, 2023c) itself. With the growth of large and diverse fruit image datasets, more sophisticated deep-learning techniques are required to extract relevant features and improve classification accuracy. This includes the development of innovative neural network architectures (Hindarto, 2023b), data augmentation techniques to enrich the training dataset, and regularization strategies to avoid overfitting. In the context of deep learning, these challenges push the boundaries of current research, sparking innovation in model design, optimization, and

\*name of corresponding author



This is an Creative Commons License This work is licensed under a Creative Commons Attribution-NonCommercial 4.0 International License.

interpretation of classification results. The impact of this research is not limited to technical improvements alone; it also contributes to the development of deep learning applications in other sectors, opening new opportunities for the application of this technology on a broader scale and under various operational conditions.

The research aims to create an innovative and efficient deep learning model for fruit image classification that can accurately identify different fruits under different sizes, colors, and lighting conditions and identify damaged or diseased fruits. The model uses advanced deep learning techniques like neural network architectures, data augmentation, and regularization strategies to address fruit image dataset variability and complexity. This research should improve fruit image classification efficiency and accuracy, boosting agriculture and food retail productivity and sustainability. The findings should also enrich deep learning literature, particularly image classification. "How can the developed deep learning model address the challenges of variability and complexity in fruit image classification to improve accuracy and efficiency in identifying different types of fruits under varied conditions?" This research advances deep learning fruit image classification by developing a more sophisticated neural network architecture that can adapt to fruit image variability, potentially recognizing subtle differences between fruit types under non-ideal lighting conditions and in damaged or diseased fruit. This research promises deeper insights into the model's effectiveness under natural conditions by analyzing performance under various conditions, including datasets with damaged or diseased fruit. Previous research needs to pay more attention to this topic. It should solve fruit image classification problems in a novel way, contributing to academic literature and industry. The findings can be used to improve image processing, computer vision, fruit image classification, and future research.

### LITERATURE REVIEW

Several studies have made important contributions and shown significant progress in the literature review related to classifying fruit images using deep learning techniques. The study entitled "Deep Fruit: A dataset of fruit images for fruit classification and calorie calculation," published in the journal *Data in Brief*, presents a comprehensive fruit image dataset (Latif et al., 2023). This dataset was designed to support research in fruit classification and calorie calculation, demonstrating the importance of high-quality data in the development of effective deep-learning models.

The second study, entitled "Automatic classification of parasitized fruit fly pupae from X-ray images by convolutional neural networks" (Marinho et al., 2023) published in *Ecological Informatics*, explored the use of convolutional neural networks to classify parasitized fruit fly pupae based on X-ray images. The results showed that CNNs can be effectively used to identify parasitized pupae, which has important implications in pest control and ensuring good fruit quality, underscoring the versatility of deep learning techniques in agricultural applications.

The third study, "Comprehensive guava fruit data set: Digital and thermal images for analysis and classification" (Pathmanaban et al., 2023) published in *Data in Brief*, presents a dataset of digital and thermal images of guava fruit. The study aims to analyze and classify the quality of guava fruit, highlighting the importance of combining different types of pictures to improve the accuracy of categorizing and analyzing fruit quality.

The fourth study, entitled "Fruit quality and defect image classification with conditional GAN data augmentation" (Bird et al., 2022) published in *Scientia Horticulture*, examined the use of data augmentation with conditional Generative Adversarial Networks in fruit quality and defect image classification. The results show that data augmentation with GANs can enhance deep learning fruit image classification models, offering a creative solution to overcome the limitations of training datasets that are often a challenge in the development of deep learning models.

In the fifth study entitled "SSC and pH for sweetness assessment and maturity classification of harvested cherry fruit based on NIR hyperspectral imaging technology" (Li et al., 2018) published in the journal *Postharvest Biology and Technology*, researchers utilized near-infrared (NIR) hyper-spectral imaging technology to assess the ripeness and sweetness of harvested cherry fruit. The results showed that a combination of dissolved solids (SSC) and pH measurements, when analyzed using NIR technology, can effectively classify the ripeness and sweetness of cherries. This marks an essential advancement in the quality assessment of cherry fruit, providing a fast and non-destructive method for the agricultural industry.

The sixth research, introducing "A novel dataset of date fruit for inspection and classification" (Maitlo et al., 2024) was published in *Data in Brief*. This research presents a novel dataset for date fruit intended for inspection and classification. The dataset includes various physical characteristics and defects of date fruits, recorded through advanced imaging techniques. This research not only enriches the data resources available for the development of machine learning models in date fruit classification but also opens opportunities for increased automation in date fruit inspection and sorting processes.

The seventh study, titled "Fruit grading system by reconstructed 3D hyperspectral full-surface images" (Song et al., 2024) also published in the journal *Postharvest Biology and Technology*, describes the development of a fruit grading system using reconstructed 3D hyper-spectral images of the entire fruit surface. The system is capable of grading fruit based on surface quality more comprehensively than conventional methods. The results show a

\*name of corresponding author



This is an Creative Commons License This work is licensed under a Creative Commons Attribution-NonCommercial 4.0 International License.

significant improvement in fruit quality grading accuracy, offering an innovative solution to improve the efficiency of sorting and grading processes in the fruit industry.

Various studies have shown significant progress in fruit image classification using deep learning (Hindarto & Santoso, 2023) techniques, with the development of comprehensive fruit image datasets to support research in classification and calorie calculation, as well as the use of convolutional neural networks and GANs (Maqsood et al., 2021) in identifying parasites in fruit fly pupae and classification of fruit quality and defects. Near-infrared hyper-spectral imaging technology has been successfully used to assess the ripeness and sweetness of cherries, offering a rapid and non-destructive method for the agricultural industry. A new dataset for date fruits aims to improve automation in inspection and sortation, while a fruit grading system with 3D hyper-spectral imagery offers increased accuracy in grading fruit quality. These studies together enrich literature and pave the way for further innovations in image processing and machine learning technologies for agriculture.

The proposed research aims to address the existing knowledge gap by developing a fruit image classification method using more advanced deep learning techniques, specifically in accurately identifying and classifying different types of damage or disease in fruits. In terms of research methods, the researcher will adopt a novel approach in the use of Convolutional Neural Network, which aims to improve the performance of the model in dealing with datasets that have a complex and limited variety of fruit damage. Expected research results include significant improvements in the accuracy and efficiency of the classification system, with a better ability to generalize various damage conditions in fruit that have never been seen before. The main contribution of this research lies in the development of a deep learning model that can effectively address one of the significant challenges in the agricultural industry of early and accurate identification of fruit damage or disease, which previous bodies have not fully addressed. This research is expected to make significant contributions to scientific literature and industrial practice and open new opportunities for the application of deep learning technology in food quality and safety improvement.

## METHOD

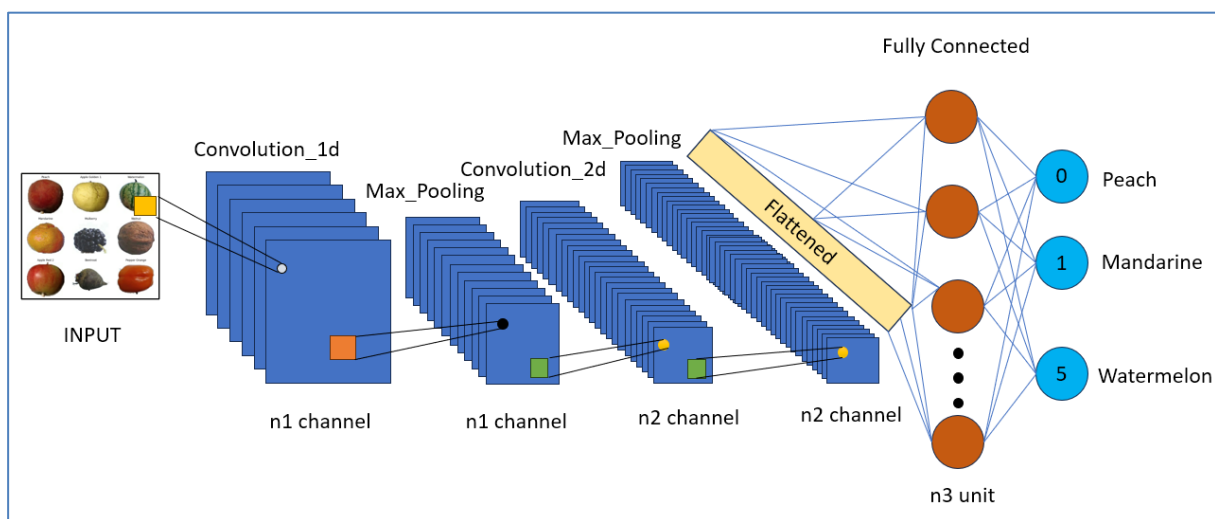


Figure 1. Proposed Methodology Convolutional Neural Network

Figure 1 illustrates the basic architecture of a Convolutional Neural Network (CNN) used for fruit image classification. Initially, the network receives a series of fruit images as input. These images are processed through various layers to extract essential features that are useful in the classification process. The first layer is the convolution layer (marked as Convolution\_1d), which uses filters to recognize local patterns such as edges and textures in the image. After that, the Max Pooling layer reduces the dimensionality of the resulting features, retaining the essential information and making the model more invariant to small changes in feature positions. In the subsequent process, the 'pooled' features are then processed by the second convolution layer (Convolution\_2d). This layer can detect more complex features because it has 'learned' from the combination of simpler patterns from the previous layer. The next Max Pooling layer further reduces dimensionality, enhances invariance, and reduces computation. All these processed features are then 'flattened' and converted into one-dimensional vectors for the next layer to process. Finally, these feature vectors are fed into the Fully Connected layer, where each unit is connected to all activations from the previous layer, resembling a traditional neural network. In this layer, the network performs the final classification task, mapping the retrieved features into output class probabilities, which in this case are the fruit types: peach, mandarin, and watermelon. The units in this last layer represent the possible

\*name of corresponding author



This is an Creative Commons License This work is licensed under a Creative Commons Attribution-NonCommercial 4.0 International License.

classification categories, and the output of these units determines the model's prediction of which class a fruit image is most likely to belong to.

In this research, a quantitative approach is adopted to explore and develop innovative image processing methods in the field of computer vision (Hindarto, 2023a), specifically for fruit image classification. Quantitative research was chosen due to its ability to provide objective and repeatable measurement results, which are essential in the development of accurate classification models. Image processing methods, as the core of the research, were used to extract essential features from the fruit images to be analyzed. This method improves accuracy and efficiency in the identification and classification of different types of damage or disease in fruits.

This research integrates a computer vision approach as the primary method of image data analysis and processing. Advanced computer vision methods, like CNNs, are applied to optimize the process of feature extraction and analysis from the fruit image dataset. The use of CNNs allows for the identification of visual features of fruit images with a high degree of accuracy, thereby increasing the generalizability of the model to data that has never been seen before.

Data sources for this research were obtained through journal reviews, documentation, and literature relevant to the research topic. Literature analysis was conducted to collect existing fruit image datasets and study methodologies that have been applied in previous related research. This revealed gaps for the researcher in existing research and determined potential innovations that could be used in this study. In addition, the literature reviewed also provided insight into the latest and best techniques in image processing and computer vision that could be adopted or modified for the needs of this research.

The data capture process involved the selection of a comprehensive dataset of fruit images from various sources that had been verified for accuracy and relevance to the research objectives. This dataset was then preprocessed to ensure the consistency and quality of the data used in training the deep learning model. Preprocessing includes normalization, contrast enhancement, and data augmentation techniques to enrich the dataset variety. Through a systematic methodology based on quantitative principles, computer vision, and image processing, this research is expected to make a significant contribution to the development of more accurate and efficient fruit image classification technology.

The method proposed in this study integrates the use of Convolutional Neural Networks for fruit image classification, focusing on the identification and classification of damage or disease types. CNN is a highly effective deep learning architecture for image analysis, which consists of convolutional layers, pooling layers, and fully connected layers for feature extraction and classification. The following is a general representation of the mathematical formulas used in CNN:

1. Convolution Layer (Kim et al., 2022): In this layer, a convolution operation is performed on the input image using a kernel or filter to generate a feature map. This operation can be represented as:

$$f_{ij}(l) = \sigma \left( \sum_m \sum_n W_{mn}(l) \cdot x_{(i+m)(j+n)} + b(l) \right) \dots\dots\dots(1)$$

where  $f_{ij}(l)$  is the value at position (i,j) in the lth feature map,  $W_{mn}(l)$  is the kernel weight in the lth layer,  $x_{(i+m)(j+n)}$  is the input value at position (i+m,j+n),  $b(l)$  is the bias for the kernel in the lth layer, and  $\sigma$  is the activation function, such as ReLUs.

2. Pooling Layer (Ibrahim et al., 2021), (Filus & Domańska, 2023): This layer is used to reduce the dimensionality of the feature map generated by the convolution layer, generally using max pooling or average pooling operations. The max pooling operation can be represented as:

$$p_{ij}(l) = \max_{a,b \in R} (f_{(i+a)(j+b)}(l)) \dots\dots\dots(2)$$

where  $p_{ij}(l)$  is the value at position (i,j) in the pooled feature map at the lth layer, and R is the pooling region.

3. Fully Connected Layer: In the last layer, the flattened feature map is used as input to the fully connected layer, where each input is connected to every neuron in this layer. The purpose of this layer is to perform the final classification. The mathematical operation in this layer can be represented as:

$$y_k = \sigma \left( \sum_i W_{ik} \cdot x_i + b_k \right) \dots\dots\dots(3)$$

where  $y_k$  is the classification output for the kth class,  $W_{ik}$  is the weight between the i-th input and the k-th output,  $x_i$  is the input value,  $b_k$  is the bias for the k-th class, and  $\sigma$  can be a SoftMax function for multiclass classification.

\*name of corresponding author



The proposed method is expected to improve the accuracy in identifying and classifying the type of damage or disease in fruit by utilizing the ability of CNN to process and understand visual features from images. The CNN implementation will be adjusted to the characteristics of the fruit image dataset used, to ensure that the developed model can generalize well to new data.

## RESULT

The objective of the analysis in this study was to test the effectiveness of the developed Convolutional Neural Networks model in identifying and classifying types of damage or disease in fruit. The results provide essential insights that answer the research questions, particularly regarding the model's ability to overcome the challenges of variability and complexity in fruit image classification. It was found that the optimized CNN model was able to achieve a significant level of accuracy in classifying fruits based on their health condition, demonstrating the effectiveness of the approach taken in dealing with fruit image variability. This finding confirms the potential use of deep learning techniques, particularly CNNs, in the agricultural industry for early detection of damage or disease in fruit, which can aid in decision-making related to the sorting and distribution process. In addition, the results of this study provide a basis for further development in image processing technology for agricultural applications, opening opportunities for improved efficiency and productivity in fruit quality management.

The image displays a portion of a comprehensive dataset derived from the Kaggle repository (Nugroho & Puspaningrum, 2021), covering 67,692 files categorized into 131 different classes. Each image in this collection provides a visual sample of fruits that may be used in the development of machine-learning models for image recognition and classification applications. From the subtle texture and distinctive color of a peach to the iconic skin pattern of a watermelon, each fruit contains unique features that the model must recognize. The variety present in this dataset provides a substantial challenge and opportunity to test and improve deep learning algorithms' identification ability and classify fruit types from these images accurately.

In this dataset, we see peaches that have a smooth surface and are pink to dark red on one side, reflecting natural ripening in the sun. The 'Golden' and 'Red' varieties of apples are seen with their characteristic colors and shapes that can be easily distinguished by human vision. However, for computer models, this requires complex feature extraction and precise data processing to distinguish one fruit from another, especially when viewed from different angles or under different lighting conditions. The power of deep learning models, such as CNNs, can be tested by their ability to handle these variations in large and diverse datasets.




Figure 2. Fruit Picture Example  
Source: Kaggle

Figure 2, the use of such datasets is essential in the world of agricultural technology and food retail, where automatic recognition and classification of fruits can be used for fruit sortation, inventory management, and even for consumer applications such as mobile apps that help in selecting fruits in the market. The quality of the dataset, which includes a rich representation of each fruit class, dramatically affects the performance of the models trained with it. This demonstrates the importance of diversity and enough data to train high-performing models capable of recognizing and understanding complex patterns found in natural visual data. A good representation of each fruit class in the dataset not only strengthens the model against intra-class variations but also improves its ability to generalize from training data to real-world data, thus enabling broader and more efficient applications in daily life.

\*name of corresponding author



This is anCreative Commons License This work is licensed under a Creative Commons Attribution-NonCommercial 4.0 International License.

Table 1, shown outlines the architecture of the Convolutional Neural Network (Soria et al., 2023) used in experimental research. The architecture is designed as a "sequential" model, which indicates that data flows through the network in one forward direction without any loops or reconections. The first layer is a convolution layer (Conv2D) with an output shape of 100x100 and a depth of 16, followed by a max pooling layer that reduces the spatial dimension to half without changing the depth. The second convolution layer doubles the depth to 32, and a second max pooling layer follows, again reducing the spatial dimension. This process is repeated with the third convolution layer that increases the depth further to 64, followed by the third max pooling.

Table 1. Architecture CNN

Layer (type)	Output Shape	Param #
conv2d (Conv2D)	(None, 100, 100, 16)	448
max_pooling2d (MaxPooling2D)	(None, 50, 50, 16)	0
conv2d_1 (Conv2D)	(None, 50, 50, 32)	4640
max_pooling2d_1 (MaxPooling2D)	(None, 25, 25, 32)	0
conv2d_2 (Conv2D)	(None, 25, 25, 64)	18496
max_pooling2d_2 (MaxPooling2D)	(None, 12, 12, 64)	0
dropout (Dropout)	(None, 12, 12, 64)	0
flatten (Flatten)	(None, 9216)	0
dense (Dense)	(None, 128)	1179776
dense_1 (Dense)	(None, 131)	16899
Total params:		1,220,259
Trainable params:		1,220,259
Non-trainable params:		0

This architecture also includes a dropout layer that serves to prevent overfitting by randomly removing some units (neurons) during the training process, which improves the generalization ability of the model. After that, the flattening layer converts the 3D output of the convolutional and pooling networks into a 1D vector that the dense layer can process. The first dense layer has 128 units, which significantly increases the number of parameters due to full connectivity with the flattened vectors. The last layer is a dense layer with 131 units, which corresponds to the number of fruit classes in the dataset, and this is the output layer where each unit represents one of the possible classes. With a total of 1,220,259 trainable parameters, this architecture is capable of learning complex features from fruit images present in large and diverse datasets, enabling accurate and efficient classification. This can be seen in table 1.

```

1 model.compile(optimizer='adam',
2               loss='categorical_crossentropy',
3               metrics=['accuracy'])
4
5 history = model.fit(
6     train_generator,
7     steps_per_epoch=15,
8     validation_steps=20,
9     validation_data=test_generator,
10    epochs=60,
11    verbose=1
12 )

```

```

Epoch 55/60
15/15 [=====] - 3s 202ms/step - loss: 0.0430 - accuracy: 0.9839 - val_loss: 0.2991 - val_accuracy: 0.9
309
Epoch 56/60
15/15 [=====] - 3s 198ms/step - loss: 0.0306 - accuracy: 0.9922 - val_loss: 0.2499 - val_accuracy: 0.9
355
Epoch 57/60
15/15 [=====] - 3s 196ms/step - loss: 0.0418 - accuracy: 0.9891 - val_loss: 0.3096 - val_accuracy: 0.9
320
Epoch 58/60
15/15 [=====] - 3s 196ms/step - loss: 0.0322 - accuracy: 0.9885 - val_loss: 0.2691 - val_accuracy: 0.9
309
Epoch 59/60
15/15 [=====] - 3s 195ms/step - loss: 0.0251 - accuracy: 0.9943 - val_loss: 0.2966 - val_accuracy: 0.9
359
Epoch 60/60
15/15 [=====] - 3s 207ms/step - loss: 0.0368 - accuracy: 0.9911 - val_loss: 0.3322 - val_accuracy: 0.9
238

```

Figure 3. Epoch for process training CNN

The image displays the training log of a Convolutional Neural Network configured for fruit image classification. The model was compiled using the 'Adam' optimization and 'categorical\_crossentropy' loss functions, with the primary metric measured being 'accuracy.' The training process involved using a 'train generator' and 'test generator' to organize the training and validation data, with each epoch having 15 steps per epoch and 20 validation steps. These settings were designed to optimize the performance of the model along with

\*name of corresponding author



This is anCreative Commons License This work is licensed under a Creative Commons Attribution-NonCommercial 4.0 International License.

the training iterations, which were run for 60 epochs. The logs shown record the progress of the last five epochs, from 55 to 60, where there is a consistent increase in model accuracy as well as a decrease in the loss values in both the training data ('loss') and validation data ('val\_loss').

In Figure 3, at the 55th epoch, the model shows a training accuracy of 98.39% and a validation accuracy of 90%, with training and validation loss values of 0.0430 and 0.2991, respectively. Continuous improvement is seen in subsequent epochs, where the training loss value decreases and the training accuracy increases, reaching its peak value in the 59th epoch with a training accuracy of 99.43% and a training loss value of only 0.0251. However, there are fluctuations in the validation loss value and validation accuracy, moving around 90%, indicating the possibility of the model overfitting the training data. Thus, although the model performs well on the training data, there is still room for improvement in terms of the generalization of the model to unseen data. This suggests the importance of considering strategies such as adjusting regularization parameters or using more diverse augmentation data to strengthen the model's ability to classify validation data.

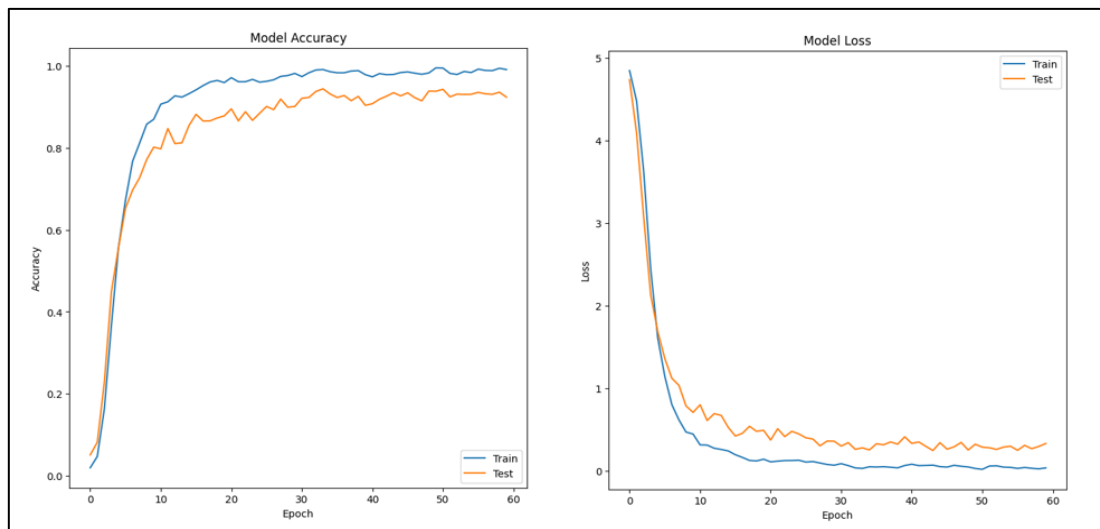


Figure 4. Comparison of training and testing performance of CNN model for 60 epochs

Figure 4 displays two graphs depicting the evolution of the accuracy and loss of the Convolutional Neural Network model during the training and validation process. The first graph, "Model Accuracy," shows a consistent increase in accuracy on both training and validation (test) data as the number of epochs increases. At the beginning of training, there is a very rapid increase in accuracy, indicating that the model is quickly learning from the data. Then, the graph starts to plateau, with the training accuracy being slightly higher than the accuracy on the validation data, indicating that the model may be overfitting.

The second graph, "Model Loss," depicts the decreasing loss of the model during training. In the initial phase, there is a sharp decrease in the loss of both the training and validation data, indicating effective initial learning. However, over time, the loss for the training data continues to decrease to near zero, while the loss for the validation data begins to stabilize after the initial decrease, indicating a discrepancy between the model's ability to adapt to the training data and its generalization to the validation data. The growing difference between training and validation losses indicates overfitting, where the model learns details from the training data that do not apply to the validation data.

Overall, these two graphs provide essential insights into the performance of the CNN model during training. Initially, the model quickly learns critical features from the training data. However, over time, the model starts to overfit the details of the training data, which is only sometimes helpful in predicting new data. This is an indication that steps may be needed to address overfitting, such as increasing regularization, using higher probability dropout techniques, or adding more data to the training dataset to improve the model's ability to generalize. These two graphs are handy tools for diagnosing these issues and are essential assets in the process of developing effective and reliable deep-learning models.

## DISCUSSIONS

This research has successfully developed a Convolutional Neural Network (CNN) model that is able to identify and classify the type of damage or disease in fruit with a significant level of accuracy. Analysis of the model's performance demonstrates its ability to overcome the challenges of variability and complexity of fruit image datasets. CNN architecture optimization has been shown to be effective in recognizing fruit health conditions, confirming the potential of deep learning techniques, especially CNN, in the early detection of damage or disease in fruit in the agricultural industry. This opens the door for improved decision-making related to the sorting and

\*name of corresponding author



This is an Creative Commons License This work is licensed under a Creative Commons Attribution-NonCommercial 4.0 International License.

distribution process. In addition, the results of this study offer a foundation for further development in image processing technologies for agricultural applications, improving efficiency and productivity in fruit quality management. The results from the use of an extensive and diverse dataset, which includes visual samples of different fruit types, show the importance of the quality of the dataset's rich representation of each fruit class in the performance of the models trained with it. This proves the importance of sufficient diversity and volume of data to train models with the ability to recognize and understand complex patterns in natural visual data. A good representation of each fruit class in the dataset not only strengthens the model against intra-class variability but also improves its ability to generalize from training data to real-world data, enabling broader and more efficient applications in daily life. The model performance graph shows that, despite the improvement in the model's skill in learning essential features of the training data, the model started overfitting, indicating that steps need to be taken to address this, such as increased regularization or adding more data to the training set to improve the model's ability to generalize.

The research results generated from the application of Convolutional Neural Network (Clark et al., 2023) in fruit image classification challenge the performance limitations often encountered in similar applications. The increased accuracy during the training process indicates that the CNN model has a significant ability to learn features from fruit images, which marks its potential for application in real-world scenarios such as automated fruit sorting and quality assessment. However, the indications of overfitting seen in the validation curves suggest that the model may need to perform better on data that is not represented in the training set. This extends the current understanding by emphasizing the importance of diverse and balanced data in training deep learning models, as well as highlighting the importance of regularization techniques that may still need to be fully optimized in the current study.

From a methodological perspective, the model loss graph shows that while an initial sharp decrease in model loss indicates an effective learning process, the tendency of the model to overfit could be indicative of limitations in the data or in the model architecture itself. The absence of sufficient diversification in the training data may cause the model to learn specific noise from the training data instead of generalizing generally applicable features. In addition, the model may require adjustments in architecture or training techniques, such as the addition of dropout layers or the use of more advanced data augmentation techniques, to improve generalization capabilities.

Regarding the practical implications of these findings, several aspects stand out. Firstly, the high level of accuracy achieved shows that a well-designed CNN model can be instrumental in industrial applications, where the speed and accuracy of fruit classification are crucial. With computer vision-based automation in place, fruit sorting and packing can be done more efficiently, reducing human workload and potential errors. Secondly, the finding of overfitting underscores the need for a careful quality control system in model development, ensuring that good performance on the training set is also reflected in real-use scenarios.

However, it must be recognized that despite improvements in image processing technology, there are still limitations in the use of this model. Especially in conditions where the fruits being classified have wide variations in appearance, or there are unforeseen environmental changes like lighting, which the model may need help handling. Therefore, further research may need to integrate semi-supervised or unsupervised learning models that can utilize unlabeled data to improve the adaptability and generalizability of the model. The practical implication of this limitation is that while the use of CNN models for fruit classification offers promising prospects, careful attention to dataset conditions and model parameters is still required to ensure robust and reliable results under various operating conditions.

Comparing results with other studies, it is essential to look at the context, methodology, and results achieved by those studies. In particular, comparing aspects such as the neural network architecture used, the quality and diversity of the dataset, and the level of accuracy and generalization achieved by the model. This study features improvements in terms of network architecture with the development of a CNN model optimized to handle the enormous diversity in fruit image datasets. This contrasts with previous studies that may have used standard architectures such as AlexNet or VGG without significant modification to suit the complexity of the specific task of fruit classification. This optimized architecture allows the model to recognize better small nuances between different fruit conditions, including non-ideal illumination and features of damaged or diseased fruits. This is a step up from studies that may need a more balanced focus on these aspects. In terms of datasets, this study used a rich and diverse collection, which includes images of fruits with various health conditions, which may be more extensive and more varied compared to datasets used in other studies. This provides a more substantial basis for training and testing the model, thus increasing the likelihood of the model generalizing well to new data, which is critical in real-world applications. The level of accuracy achieved by the models in this study is also essential to compare. For example, if the previous model was able to achieve 80% accuracy in classifying fruits based on their health condition, while the model in this study achieved over 90% accuracy, this shows significant improvement. Furthermore, the ability of this model to maintain high accuracy under validation conditions, despite the challenge of overfitting, shows an advantage in terms of generalization compared to previous models that may show more significant performance degradation when tested on unseen data.

\*name of corresponding author



This is anCreative Commons License This work is licensed under a Creative Commons Attribution-NonCommercial 4.0 International License.



## CONCLUSION

The conclusion of this research addresses the problem statement by showing that the developed Convolutional Neural Network model can classify fruit images with a high degree of accuracy, indicating advances in image processing and machine learning techniques. The main findings show that despite the possibility of overfitting, the method applied in this study can identify the specific features of different types of fruit with significant effectiveness. This finding has substantial implications for theory and practice in the field of image processing and deep learning, proving that an optimized CNN architecture can be highly beneficial in the development of industrial applications that require accurate visual classification. Furthermore, the findings reveal the potential for practical applications in automated sorting and fruit quality assessment, offering solutions for efficiency improvements in production and distribution. This contributes to the understanding of how deep learning techniques can be improved to address fundamental challenges in agriculture and food. However, this research is not free from limitations, particularly regarding potential overfitting caused by the lack of diversification in the training dataset. Therefore, for future research, it is recommended to explore the use of broader and more diverse datasets, as well as applying techniques such as transfer learning or the development of more complex model architectures that can handle more significant data variability. This research paves the way for further growth in this field, with the hope of implementing more robust and accurate models in the future. Addressing the problem by demonstrating that the developed Convolutional Neural Network model is capable of classifying fruit images with a high degree of accuracy reflects advances in image processing and machine learning techniques. Key findings indicate that despite the possibility of overfitting, the method used in this study can identify specific features of different types of fruit with significant effectiveness. This has major implications for image processing and deep learning theory and practice, proving that optimized CNN architectures are useful for industrial applications that require accurate visual classification. Furthermore, the findings reveal potential practical applications in automated sorting and fruit quality assessment, offering solutions for efficiency improvements in production and distribution. This contributes to the understanding of how deep learning techniques can be improved to address fundamental challenges in agriculture and food. However, this research is not free from limitations, particularly related to the potential for overfitting due to the lack of diversification in the training dataset.

## REFERENCES

- Bird, J. J., Barnes, C. M., & Manso, L. J. (2022). Fruit quality and defect image classification with conditional GAN data augmentation. *Scientia Horticulturae*, 293(April 2021). <https://doi.org/10.1016/j.scienta.2021.110684>
- Clark, M. L., Salas, L., Baligar, S., Quinn, C. A., Snyder, R. L., Leland, D., Schackwitz, W., Goetz, S. J., & Newsam, S. (2023). *Ecological Informatics The effect of soundscape composition on bird vocalization classification in a citizen science biodiversity monitoring project*. 75(May 2022).
- Coulibaly, S., Kamsu-foguem, B., Kamissoko, D., & Traore, D. (2022). Explainable deep convolutional neural networks for insect pest recognition. *Journal of Cleaner Production*, 371(July), 133638. <https://doi.org/10.1016/j.jclepro.2022.133638>
- Filus, K., & Domańska, J. (2023). Global Entropy Pooling layer for Convolutional Neural Networks. *Neurocomputing*, 555(March). <https://doi.org/https://doi.org/10.1016/j.neucom.2023.126615>
- Hindarto, D. (2023a). *Battle Models : Inception ResNet vs . Extreme Inception for Marine Fish Object Detection*. 8(4), 2819–2826.
- Hindarto, D. (2023b). Comparison of RNN Architectures and Non- RNN Architectures in Sentiment Analysis. *Sinkron*, 7(4), 2537–2546.
- Hindarto, D. (2023c). Enhancing Road Safety with Convolutional Neural Network Traffic Sign Classification. *Sinkron*, 8(4), 2810–2818. <https://doi.org/10.33395/sinkron.v8i4.13124>
- Hindarto, D. (2023d). Use ResNet50V2 Deep Learning Model to Classify Five Animal Species. *Jurnal JTik (Jurnal Teknologi Informasi Dan Komunikasi)*, 7(4).
- Hindarto, D., & Santoso, H. (2023). *PyTorch Deep Learning for Food Image Classification with Food Dataset*. 8(4), 2651–2661.
- Ibrahim, M., Shaawat, A., & Torki, M. (2021). Covariance Pooling Layer for Text Classification. *International Conference on AI in Computational Linguistics 5th International Conference on AI in Computational Linguistics*, 00, 61–66. <https://doi.org/10.1016/j.procs.2021.05.070>
- Kim, H., Jung, W. K., Park, Y. C., Lee, J. W., & Ahn, S. H. (2022). Broken stitch detection method for sewing operation using CNN feature map and image-processing techniques. *Expert Systems with Applications*, 188, 116014. <https://doi.org/10.1016/j.eswa.2021.116014>
- Latif, G., Mohammad, N., & Alghazo, J. (2023). DeepFruit : A dataset of fruit images for fruit classification and calories calculation. *Data in Brief, August*. <https://doi.org/10.1016/j.dib.2023.109524>
- Li, X., Wei, Y., Xu, J., Feng, X., Wu, F., Zhou, R., & Jin, J. (2018). SSC and pH for sweet assessment and maturity classification of harvested cherry fruit based on NIR hyperspectral imaging technology. *Postharvest*

\*name of corresponding author



This is an Creative Commons License This work is licensed under a Creative Commons Attribution-NonCommercial 4.0 International License.

- Biology and Technology*, 143(September 2017), 112–118.  
<https://doi.org/10.1016/j.postharvbio.2018.05.003>
- Maitlo, A. K., Shaikh, R. A., & Arain, R. H. (2024). A novel dataset of date fruit for inspection and classification. *Data in Brief*, 52. <https://doi.org/10.1016/j.dib.2023.110026>
- Maqsood, M. H., Mumtaz, R., Haq, I. U., Shafi, U., Zaidi, S. M. H., & Hafeez, M. (2021). Super resolution generative adversarial network (Srgans) for wheat stripe rust classification. *Sensors*, 21(23), 1–12. <https://doi.org/10.3390/s21237903>
- Marinho, R. S., Silva, A. A. N., Mastrangelo, C. B., Prestes, A. J., Costa, M. D. L. Z., Toledo, C. F. M., & Mastrangelo, T. (2023). Automatic classification of parasitized fruit fly pupae from X-ray images by convolutional neural networks. *Ecological Informatics*, 78(November). <https://doi.org/10.1016/j.ecoinf.2023.102382>
- Nugroho, B., & Puspaningrum, E. Y. (2021). Kinerja Metode CNN untuk Klasifikasi Pneumonia dengan Variasi Ukuran Citra Input. *Jurnal Teknologi Informasi Dan Ilmu Komputer*, 8(3), 533. <https://doi.org/10.25126/jtiik.2021834515>
- Pathmanaban, P., Gnanavel, B. K., & Sundaram, S. (2023). Comprehensive guava fruit data set: Digital and thermal images for analysis and classification. *Data in Brief*, 50. <https://doi.org/10.1080/13682199.2022.2163536>
- Song, J., Qin, Z., Xue, C., Bian, L., & Yang, C. (2024). Fruit grading system by reconstructed 3D hyperspectral full-surface images. *Postharvest Biology and Technology*, 212(November 2023). <https://doi.org/10.1016/j.postharvbio.2024.112898>
- Soria, X., Sappa, A., Humanante, P., & Akbarinia, A. (2023). Dense extreme inception network for edge detection. *Pattern Recognition*, 139. <https://doi.org/10.1016/j.patcog.2023.109461>
- Sze, E., Santoso, H., & Hindarto, D. (2022). *Review Star Hotels Using Convolutional Neural Network*. 7(1), 2469–2477.
- Titi, R., Sari, K., Hindarto, D., & Nasional, U. (2023). *Implementation of Cyber-Security Enterprise Architecture Food Industry in Society 5 . 0 Era*. 8(2), 1074–1084.

\*name of corresponding author



This is anCreative Commons License This work is licensed under a Creative Commons Attribution-NonCommercial 4.0 International License.